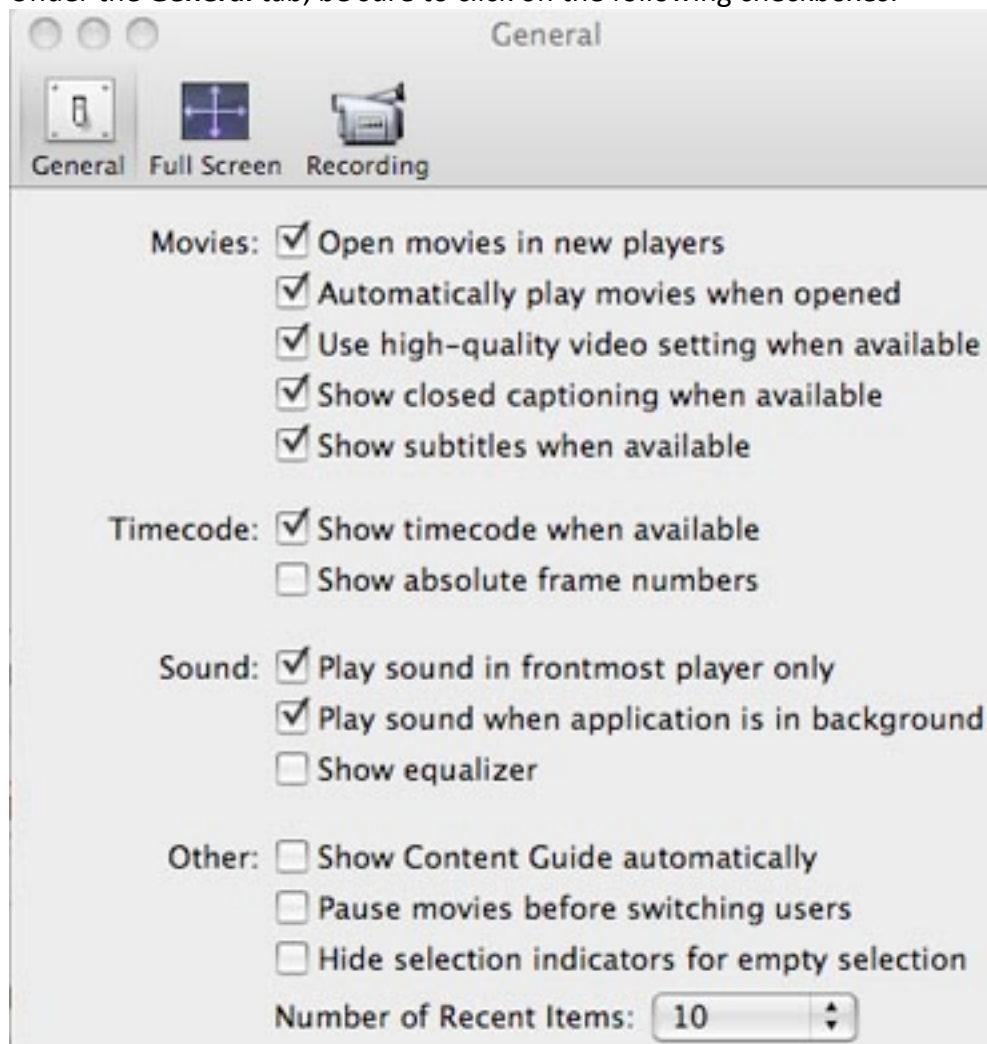




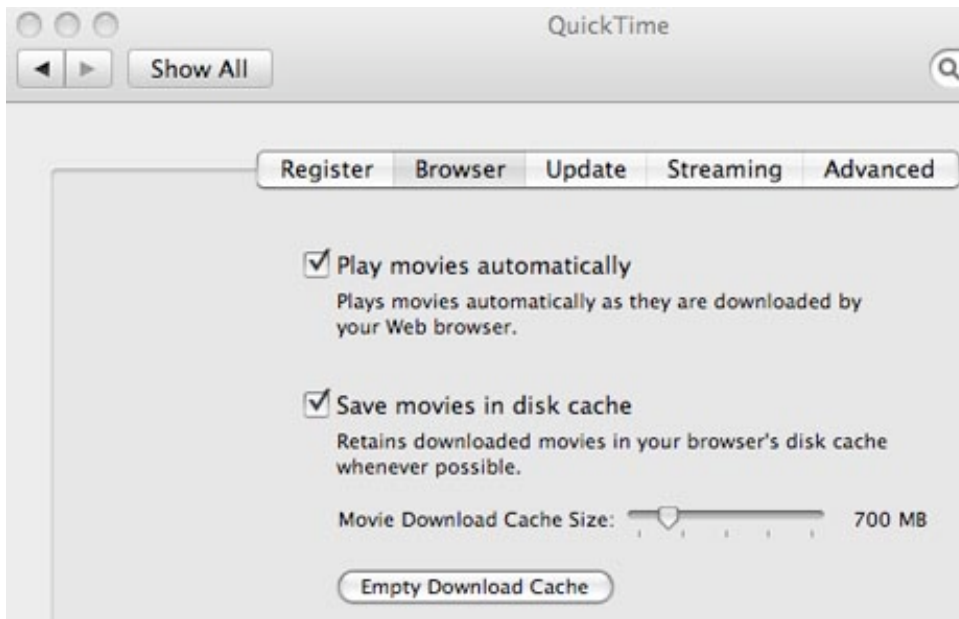
## Instructions for setting up QuickTime player to play Windows Media videos (Based on QuickTime version 7.4.5)

1. Open QuickTime Player.
2. In the Top menu bar, click on **QuickTime Player**, and then choose **Preferences**.
3. Under the **General** tab, be sure to click on the following checkboxes:

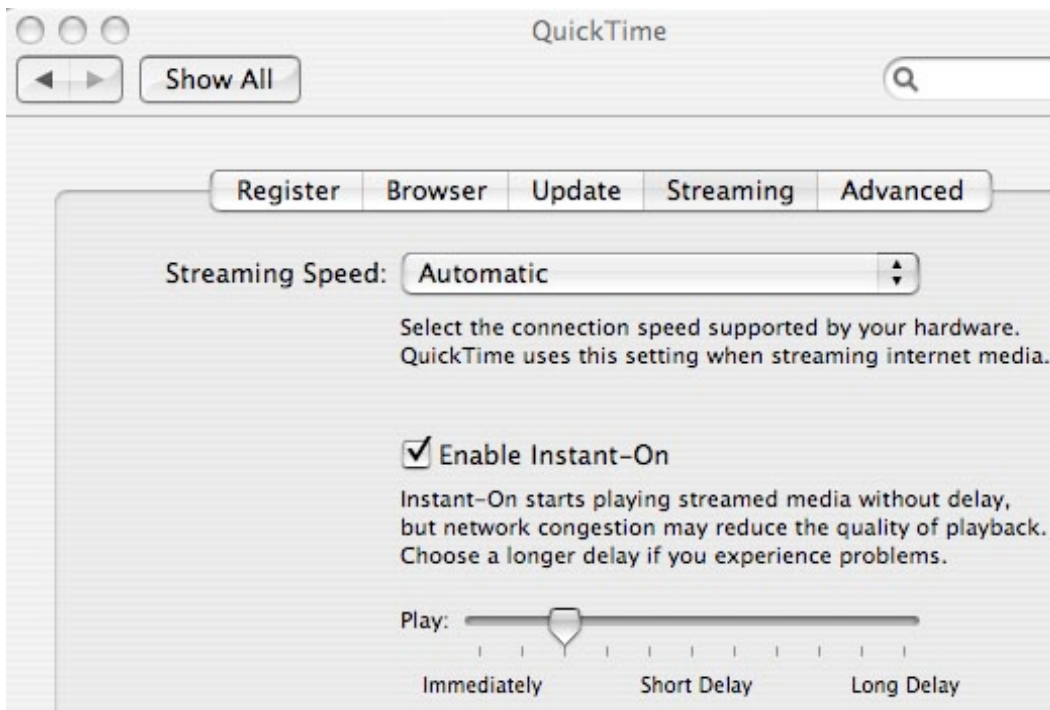


4. Close QuickTime Preferences
5. Open **System Preferences** from the Apple menu.
6. Under the **Internet and Network** section, click on **QuickTime**.

7. Under the **Browser tab**, be sure that the following are checked:



8. Under the **Streaming tab**, be sure you have the following settings:



9. Close System Preferences.

10. Under the **Advanced tab**, Click on the **MIME Settings** button and be sure that the following plug-ins are enabled:



11. You may need to **Quit** and **reopen QuickTime** for the changes to take effect.

Select the MIME types that you want the QuickTime Plug-in to handle:

- Streaming - Streaming movies
  - RTSP stream descriptor
  - SDP stream descriptor
- Video - Video only and video with audio file formats
  - Video For Windows (AVI)
  - AutoDesk Animator (FLC)
  - Digital video (DV)
  - Windows Media
  - Audio/Video Interleaved (AVI)
  - QuickTime Movie
- Audio - Audio only file formats
  - AIFF audio
  - uLaw/AU audio
  - MIDI
  - QUALCOMM PureVoice audio
  - Sound Designer II
  - GSM audio
  - AMR audio
  - AAC audio
  - CAF audio
  - AC3 audio
  - WAVE audio
- MPEG - MPEG system, video, and audio files
  - MPEG audio
  - 3GPP media
  - 3GPP2 media
  - SD video
  - AMC media
  - MPEG-4 media
  - AAC audio
  - AAC audio (protected)
  - AAC audio book
  - Video (protected)
  - MPEG media
- MP3 - MPEG layer III movies and streams
  - MP3 playlist
  - MP3 audio
- Images - Still image files
  - MacPaint image
  - PICT image
  - PNG image

Media Type Information:  
MIME Types: application/x-rtsp, application/sdp, application/x-sdp  
EXTENSIONS: rtsp, rts, sdp

Use Defaults